



EXCELLENT  
THREE-DIMENSIONAL  
RETICULATION

# Definisse™ Filler

*REstore techniques*



The information in this material is intended  
for Healthcare Professionals only.

Model for illustrative purposes only.

PP-RL-UK-0696 Date of Preparation July 2024

# Definisse™ Filler



---

## GENERAL INTRODUCTION

---

*Definisse™ Filler  
techniques are  
structured in **three levels**  
based on the expertise of  
physicians:*

- *ESSENTIAL*
- *ADVANCED*
- *EXPERT*

Specifically, each level has been developed focusing on the following aspects:














- Knowledge of the anatomy and the risk area
- Manual dexterity skills
- Type of device (cannula or needle)
- Patient approach (meeting patient's individual needs)

## STRUCTURED TECHNIQUES

LEVEL 1	LEVEL 2	LEVEL 3
BEGINNER USERS	ADVANCED USERS	EXPERT USERS
OBJECTIVE	OBJECTIVE	OBJECTIVE
Common indications	Increase manual skills	Very complex areas
Satisfactory results-treating main areas	Extended treatment areas	Refinements
Simple technique and instrument to inject fillers	Anatomically complex areas	Full 3D approach
Detailed indications (e.g. Volume to inject)	Different instruments: from needle to cannula	Integrated approach
ESSENTIAL TECHNIQUES	ADVANCED TECHNIQUES	EXPERT TECHNIQUES

### Acknowledgements:

- The training program was developed by Global Advisory Board with years of experiences in aesthetic medicine treatment (Doctors' Expert Forum in Frankfurt, 2019).
- The recommendation on indication, type of needle, type of product, layers, and number of volumes injected, are based on experts recommendation and consensus.
- Definisse™ touch filler + lidocaine, Definisse™ restore filler + lidocaine, and Definisse™ core filler + lidocaine have 27G needle inside the box

DEVICE	TECHNIQUES			SAFETY AREA		
NEEDLE	 Bolus	 Papula	 Fanning/linear/ threading			
						
CANNULA	 Fanning/linear/threading			 GREEN Safer area	 YELLOW Complex area	 RED Risk area

\*The vertex of the triangle indicates the direction for the needle/cannula insertion

Acknowledgements:

- The training program was developed by Global Advisory Board with years of experiences in aesthetic medicine treatment (Doctors' Expert Forum in Frankfurt, 2019).
- The recommendation on indication, type of needle, type of product, layers, and number of volumes injected, are based on experts recommendation and consensus.
- Definisse™ touch filler + lidocaine, Definisse™ restore filler + lidocaine, and Definisse™ core filler + lidocaine have 27G needle inside the box

# Definisse<sup>™</sup> Filler ESSENTIAL TECHNIQUES

## **THE ESSENTIAL TECHNIQUES HAVE BEEN ELABORATED ON THE FOLLOWING KEY POINTS:**

**1**

**Treatment of the most in demand areas (lips, cheekbones, nasolabial folds)**

**2**

**Lower risk injection points from an anatomical perspective**

**3**

**Simple techniques**

**4**

**Use of needle**


**5**

**Practical clinical guide (products, volumes, injection techniques)**

**6**

**Satisfactory results from treating the main areas**

# ESSENTIAL TECHNIQUES

Indications	Guidelines	Product	Layers	Device	Volume
<b>GLABELLA</b> <div> <div></div> Safer           <div></div> Complex           <div></div> Risk         </div>		<b>Definisse™ touch filler*</b> + Lidocaine	Intradermal	30G needle	0.01 ml per point of injection


\* According to patients facial anatomy, product choice is up to the physicians

## Acknowledgements:

- The training program was developed by Global Advisory Board with years of experiences in aesthetic medicine treatment (Doctors’ Expert Forum in Frankfurt, 2019).
- The recommendation on indication, type of needle, type of product, layers, and number of volumes injected, are based on experts recommendation and consensus.
- Definisse™ touch filler + lidocaine, Definisse™ restore filler + lidocaine, and Definisse™ core filler + lidocaine have 27G needle inside the box



ESSENTIAL TECHNIQUES

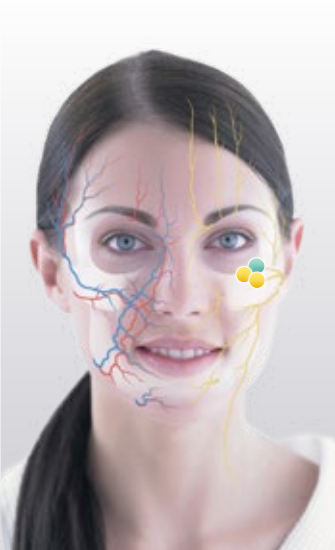
Indications	Guidelines	Product	Layers	Device	Volume
<b>ZYGOMATIC ARCH</b>		<b>Definisse™ restore filler* + Lidocaine</b>  <b>OR</b>  <b>Definisse™ core filler* + Lidocaine</b>	Supra- periosteal	27G needle	0.1-0.2 ml per point of injection <b>FULL TREATMENT:</b> 0.5 ml per side

\* According to patients facial anatomy, product choice is up to the physicians

Acknowledgements:

- The training program was developed by Global Advisory Board with years of experiences in aesthetic medicine treatment (Doctors' Expert Forum in Frankfurt, 2019).
- The recommendation on indication, type of needle, type of product, layers, and number of volumes injected, are based on experts recommendation and consensus.
- Definisse™ touch filler + lidocaine, Definisse™ restore filler + lidocaine, and Definisse™ core filler + lidocaine have 27G needle inside the box


# ESSENTIAL TECHNIQUES

Indications	Guidelines	Product	Layers	Device	Volume	
<div>MALAR AREA</div> <div><div></div> Safer<div></div> Complex<div></div> Risk</div>		<div>Definisse™ restore filler* + Lidocaine</div> <div>OR</div> <div>Definisse™ core filler* + Lidocaine</div>		Supra- periosteal	27G needle	0.1-0.2 ml per point of injection

\* According to patients facial anatomy, product choice is up to the physicians

## Acknowledgements:

- The training program was developed by Global Advisory Board with years of experiences in aesthetic medicine treatment (Doctors’ Expert Forum in Frankfurt, 2019).
- The recommendation on indication, type of needle, type of product, layers, and number of volumes injected, are based on experts recommendation and consensus.
- Definisse™ touch filler + lidocaine, Definisse™ restore filler + lidocaine, and Definisse™ core filler + lidocaine have 27G needle inside the box

Indications	Guidelines	Product	Layers	Device	Volume
EARLOBE		Definisse™ touch filler* + Lidocaine	Sub-cutaneous	30G needle	0.1 ml per point of injection (bolus)

- Safer
- Complex
- Risk

\* According to patients facial anatomy, product choice is up to the physicians

Acknowledgements:

- The training program was developed by Global Advisory Board with years of experiences in aesthetic medicine treatment (Doctors' Expert Forum in Frankfurt, 2019).
- The recommendation on indication, type of needle, type of product, layers, and number of volumes injected, are based on experts recommendation and consensus.
- Definisse™ touch filler + lidocaine, Definisse™ restore filler + lidocaine, and Definisse™ core filler + lidocaine have 27G needle inside the box

# ESSENTIAL TECHNIQUES

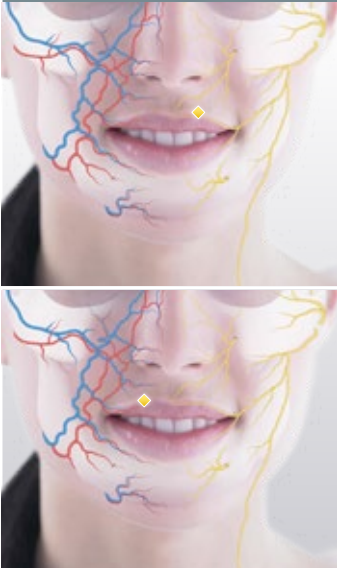
Indications	Guidelines	Product	Layers	Device	Volume
<b>NASOLABIAL FOLDS</b>		<b>Definisse™ touch filler*</b> + Lidocaine	Intradermal/ Subdermal	27/30G needle	0.4-0.5 ml per side of injection (linear threading/ fanning)
		<b>OR</b>			
		<b>Definisse™ restore filler*</b> + Lidocaine	Subdermal		

\* According to patients facial anatomy, product choice is up to the physicians

## Acknowledgements:

- The training program was developed by Global Advisory Board with years of experiences in aesthetic medicine treatment (Doctors’ Expert Forum in Frankfurt, 2019).
- The recommendation on indication, type of needle, type of product, layers, and number of volumes injected, are based on experts recommendation and consensus.
- Definisse™ touch filler + lidocaine, Definisse™ restore filler + lidocaine, and Definisse™ core filler + lidocaine have 27G needle inside the box

ESSENTIAL TECHNIQUES

Indications	Guidelines	Product	Layers	Device	Volume
RED LIPS		Definisse™ touch filler* + Lidocaine	Submucosal	27/30G needle	FULL TREATMENT: 0.6-1 ml (0.3-0.5 ml per lip)  (with linear threading technique)


- Safer
- Complex
- Risk

\* According to patients facial anatomy, product choice is up to the physicians

Acknowledgements:

- The training program was developed by Global Advisory Board with years of experiences in aesthetic medicine treatment (Doctors' Expert Forum in Frankfurt, 2019).
- The recommendation on indication, type of needle, type of product, layers, and number of volumes injected, are based on experts recommendation and consensus.
- Definisse™ touch filler + lidocaine, Definisse™ restore filler + lidocaine, and Definisse™ core filler + lidocaine have 27G needle inside the box

# ESSENTIAL TECHNIQUES


Indications	Guidelines	Product	Layers	Device	Volume
<p><b>FINE WRINKLES</b></p> <div> <div></div> Safer           <div></div> Complex           <div></div> Risk         </div>		<p><b>Definisse™ touch filler* + Lidocaine</b></p>	<p>Sub-cutaneous/ Intra dermal</p>	<p>30G needle</p>	<p>0.01-0.04 ml per point of injection</p>

\* According to patients facial anatomy, product choice is up to the physicians

## Acknowledgements:

- The training program was developed by Global Advisory Board with years of experiences in aesthetic medicine treatment (Doctors’ Expert Forum in Frankfurt, 2019).
- The recommendation on indication, type of needle, type of product, layers, and number of volumes injected, are based on experts recommendation and consensus.
- Definisse™ touch filler + lidocaine, Definisse™ restore filler + lidocaine, and Definisse™ core filler + lidocaine have 27G needle inside the box

ESSENTIAL TECHNIQUES

Indications	Guidelines	Product	Layers	Device	Volume
<div>MARIONETTE LINES</div> <div><div><div></div><div></div><div></div></div><div><div>Safer</div><div>Complex</div><div>Risk</div></div></div>		Definisse™ restore filler* + Lidocaine	Sub- cutaneous	30/27G needle	0.1-0.5 ml per area of injection (linear threading/ fanning)

\* According to patients facial anatomy, product choice is up to the physicians

Acknowledgements:

- The training program was developed by Global Advisory Board with years of experiences in aesthetic medicine treatment (Doctors' Expert Forum in Frankfurt, 2019).
- The recommendation on indication, type of needle, type of product, layers, and number of volumes injected, are based on experts recommendation and consensus.
- Definisse™ touch filler + lidocaine, Definisse™ restore filler + lidocaine, and Definisse™ core filler + lidocaine have 27G needle inside the box

# Definisse™ Filler

## ADVANCED TECHNIQUES



## THE ADVANCE TECHNIQUES HAVE BEEN ELABORATED ON THE FOLLOWING KEY POINTS:

**1**

Treatment of areas containing noble anatomical structures

**2**

Safe procedures

**3**

Extended treatment areas

**4**

Option to use needle or cannula


**5**

Practical clinical guide (products, volumes, injection techniques)

**6**

Optimal results based on a full face 3D approach

# ADVANCED TECHNIQUES

Indications	Guidelines	Product	Layers	Device	Volume
<b>UPPER TEMPLE</b>		<b>Definisse™ restore filler* + Lidocaine</b>	Supra- periosteal	27G needle	0.3-0.5 ml per point of injection (bolus)


-  Safer
-  Complex
-  Risk

\* According to patients facial anatomy, product choice is up to the physicians

## Acknowledgements:

- The training program was developed by Global Advisory Board with years of experiences in aesthetic medicine treatment (Doctors' Expert Forum in Frankfurt, 2019).
- The recommendation on indication, type of needle, type of product, layers, and number of volumes injected, are based on experts recommendation and consensus.
- Definisse™ touch filler + lidocaine, Definisse™ restore filler + lidocaine, and Definisse™ core filler + lidocaine have 27G needle inside the box

## ADVANCED TECHNIQUES

Indications	Guidelines	Product	Layers	Device	Volume
<b>CANTAL LINES</b>		<b>Definisse™ touch filler* + Lidocaine</b>	Intradermal	30G needle	0.1-0.2 ml per side of injection (small papulas or linear threading)


- Safer
- Complex
- Risk

\* According to patients facial anatomy, product choice is up to the physicians

### Acknowledgements:

- The training program was developed by Global Advisory Board with years of experiences in aesthetic medicine treatment (Doctors' Expert Forum in Frankfurt, 2019).
- The recommendation on indication, type of needle, type of product, layers, and number of volumes injected, are based on experts recommendation and consensus.
- Definisse™ touch filler + lidocaine, Definisse™ restore filler + lidocaine, and Definisse™ core filler + lidocaine have 27G needle inside the box

# ADVANCED TECHNIQUES


Indications	Guidelines	Product	Layers	Device	Volume
<p><b>LATERAL ORBIT/ LID CHEEK GROOVE</b></p> <p> <span>●</span> Safer  <span>●</span> Complex  <span>●</span> Risk </p>		<p><b>Definisse™ touch filler*</b> + Lidocaine</p> <p><b>OR</b></p> <p><b>Definisse™ restore filler*</b> + Lidocaine</p>		<p>Supra- periosteal</p> <p>25G cannula</p>	<p>0.2-0.3 ml per side of injection</p>

\* According to patients facial anatomy, product choice is up to the physicians

## Acknowledgements:

- The training program was developed by Global Advisory Board with years of experiences in aesthetic medicine treatment (Doctors’ Expert Forum in Frankfurt, 2019).
- The recommendation on indication, type of needle, type of product, layers, and number of volumes injected, are based on experts recommendation and consensus.
- Definisse™ touch filler + lidocaine, Definisse™ restore filler + lidocaine, and Definisse™ core filler + lidocaine have 27G needle inside the box

## ADVANCED TECHNIQUES

Indications	Guidelines	Product	Layers	Device	Volume
<b>ZYGOMATIC ARCH</b>		<b>Definisse™ restore filler*</b> + Lidocaine		27G needle	0.1-0.2 ml per point of injection <b>FULL TREATMENT:</b> 0.5 ml per side
		<b>OR</b>  <b>Definisse™ core filler*</b> + Lidocaine	Supra- periosteal	25G cannula	0.5-0.6 ml per area of injection

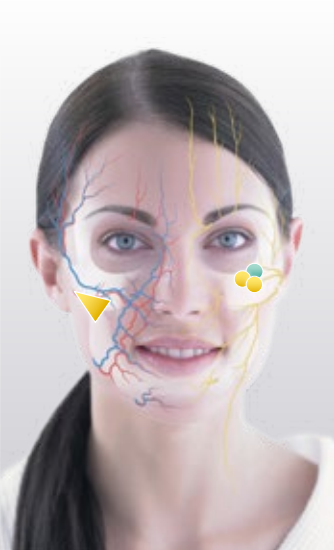
- Safer
- Complex
- Risk

\* According to patients facial anatomy, product choice is up to the physicians

### Acknowledgements:

- The training program was developed by Global Advisory Board with years of experiences in aesthetic medicine treatment (Doctors' Expert Forum in Frankfurt, 2019).
- The recommendation on indication, type of needle, type of product, layers, and number of volumes injected, are based on experts recommendation and consensus.
- Definisse™ touch filler + lidocaine, Definisse™ restore filler + lidocaine, and Definisse™ core filler + lidocaine have 27G needle inside the box

## ADVANCED TECHNIQUES


Indications	Guidelines	Product	Layers	Device	Volume
<b>MALAR AREA</b>		<b>Definisse™ restore filler*</b> + Lidocaine		30/29G needle	0.1-0.2 ml per point of injection
		<b>OR</b>			
		<b>Definisse™ core filler*</b> + Lidocaine	Supra- periosteal/ deep fat	27G needle  25G cannula	0.1-0.2 ml per point of injection  0.3-1 ml per side of injection

\* According to patients facial anatomy, product choice is up to the physicians

### Acknowledgements:

- The training program was developed by Global Advisory Board with years of experiences in aesthetic medicine treatment (Doctors' Expert Forum in Frankfurt, 2019).
- The recommendation on indication, type of needle, type of product, layers, and number of volumes injected, are based on experts recommendation and consensus.
- Definisse™ touch filler + lidocaine, Definisse™ restore filler + lidocaine, and Definisse™ core filler + lidocaine have 27G needle inside the box

## ADVANCED TECHNIQUES

Indications	Guidelines	Product	Layers	Device	Volume
<b>SUBMALAR AREA</b>		<b>Definisse™ restore filler* + Lidocaine</b>	Sub- cutaneous	23/25G cannula	0.2-0.5 ml per side of injection (fanning)


- Safer
- Complex
- Risk

\* According to patients facial anatomy, product choice is up to the physicians

### Acknowledgements:

- The training program was developed by Global Advisory Board with years of experiences in aesthetic medicine treatment (Doctors' Expert Forum in Frankfurt, 2019).
- The recommendation on indication, type of needle, type of product, layers, and number of volumes injected, are based on experts recommendation and consensus.
- Definisse™ touch filler + lidocaine, Definisse™ restore filler + lidocaine, and Definisse™ core filler + lidocaine have 27G needle inside the box

# ADVANCED TECHNIQUES

Indications	Guidelines	Product	Layers	Device	Volume
RED LIPS		<b>Definisse™ touch filler*</b> + Lidocaine	Submucosal/ Intramucosal	27/30G needle	<b>FULL TREATMENT:</b> 0.6-1 ml (0.3-0.5 ml per lip) (with linear threading technique)
			Submucosal	25G cannula	0.3-0.5 ml per lip

- Safer
- Complex
- Risk


\* According to patients facial anatomy, product choice is up to the physicians

## Acknowledgements:

- The training program was developed by Global Advisory Board with years of experiences in aesthetic medicine treatment (Doctors’ Expert Forum in Frankfurt, 2019).
- The recommendation on indication, type of needle, type of product, layers, and number of volumes injected, are based on experts recommendation and consensus.
- Definisse™ touch filler + lidocaine, Definisse™ restore filler + lidocaine, and Definisse™ core filler + lidocaine have 27G needle inside the box



## ADVANCED TECHNIQUES


Indications	Guidelines	Product	Layers	Device	Volume
<b>MARIONETTE LINES</b>  <div> <span style="color: green;">●</span> Safer           <span style="color: yellow;">●</span> Complex           <span style="color: red;">●</span> Risk         </div>		<b>Definisse™ restore filler*</b> + Lidocaine	Sub-cutaneous          Sub-cutaneous	25G cannula          27G needle	0.5 ml per side of injection (fanning)

\* According to patients facial anatomy, product choice is up to the physicians

### Acknowledgements:

- The training program was developed by Global Advisory Board with years of experiences in aesthetic medicine treatment (Doctors' Expert Forum in Frankfurt, 2019).
- The recommendation on indication, type of needle, type of product, layers, and number of volumes injected, are based on experts recommendation and consensus.
- Definisse™ touch filler + lidocaine, Definisse™ restore filler + lidocaine, and Definisse™ core filler + lidocaine have 27G needle inside the box

# ADVANCED TECHNIQUES

Indications	Guidelines	Product	Layers	Device	Volume
PREJAWL		<p><b>Definisse™ restore filler* + Lidocaine</b></p> <p><b>OR</b></p> <p><b>Definisse™ core filler* + Lidocaine</b></p>	<p>Supra- periosteal</p>	<p>25G cannula</p> <p>27G needle</p>	<p>0.5 ml per side of injection</p> <p>0.2-0.3 ml per point of injection (bolus)</p>


- Safer
- Complex
- Risk

\* According to patients facial anatomy, product choice is up to the physicians

## Acknowledgements:

- The training program was developed by Global Advisory Board with years of experiences in aesthetic medicine treatment (Doctors’ Expert Forum in Frankfurt, 2019).
- The recommendation on indication, type of needle, type of product, layers, and number of volumes injected, are based on experts recommendation and consensus.
- Definisse™ touch filler + lidocaine, Definisse™ restore filler + lidocaine, and Definisse™ core filler + lidocaine have 27G needle inside the box

## ADVANCED TECHNIQUES

Indications	Guidelines	Product	Layers	Device	Volume
<b>CHIN</b>		<b>Definisse™ core filler* + Lidocaine</b>	Supra- periosteal	27G needle	0.1-0.3 per point of injection: (1-4 points)
				25G cannula	0.5-1.0 ml per side of injection

\* According to patients facial anatomy, product choice is up to the physicians

### Acknowledgements:

- The training program was developed by Global Advisory Board with years of experiences in aesthetic medicine treatment (Doctors' Expert Forum in Frankfurt, 2019).
- The recommendation on indication, type of needle, type of product, layers, and number of volumes injected, are based on experts recommendation and consensus.
- Definisse™ touch filler + lidocaine, Definisse™ restore filler + lidocaine, and Definisse™ core filler + lidocaine have 27G needle inside the box

# Definisse™ Filler EXPERT TECHNIQUES

## THE EXPERT TECHNIQUES HAVE BEEN ELABORATED ON THE FOLLOWING KEY POINTS:

**1**

Treatment of high-risk areas

**2**

3D approach

**3**

Aesthetic sense and creative skills to rejuvenate patient's facial features

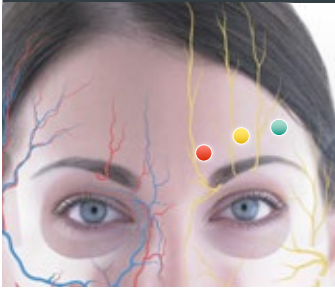
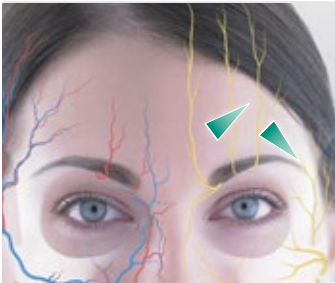
**4**

Care for details

**5**

Comprehensive and integrated approach

# EXPERT TECHNIQUES


Indications	Guidelines	Product	Layers	Device	Volume
FOREHEAD		<b>Definisse™ restore filler*</b> + Lidocaine	Supra- periosteal	27/30G needle	0.1-0.2 ml per point of injection
	<b>OR</b>				
		<b>Definisse™ touch filler*</b> + Lidocaine		25/23G cannula	0.1-0.3 ml per point of injection
					<b>FULL TREATMENT:</b> 0.5-1.5 ml

\* According to patients facial anatomy, product choice is up to the physicians

## Acknowledgements:

- The training program was developed by Global Advisory Board with years of experiences in aesthetic medicine treatment (Doctors’ Expert Forum in Frankfurt, 2019).
- The recommendation on indication, type of needle, type of product, layers, and number of volumes injected, are based on experts recommendation and consensus.
- Definisse™ touch filler + lidocaine, Definisse™ restore filler + lidocaine, and Definisse™ core filler + lidocaine have 27G needle inside the box

## EXPERT TECHNIQUES


Indications	Guidelines	Product	Layers	Device	Volume
<b>TEMPLE</b>  <div> <div></div> Safer           <div></div> Complex           <div></div> Risk         </div>		<b>Definisse™ touch filler*</b> + Lidocaine	Sub-cutaneous	25G cannula	0.3-1 ml per side of injection
		<b>OR</b>  <b>Definisse™ restore filler*</b> + Lidocaine	Supra-periosteal	27G needle	0.3-0.5 ml per point of injection (bolus)
			Suprafascial	25G cannula	0.3-1 ml per point of injection
		<b>OR</b>  <b>Definisse™ core filler*</b> + Lidocaine	Supra-periosteal	25G needle	0.3-0.5 ml per point of injection (bolus)

\* According to patients facial anatomy, product choice is up to the physicians

### Acknowledgements:

- The training program was developed by Global Advisory Board with years of experiences in aesthetic medicine treatment (Doctors' Expert Forum in Frankfurt, 2019).
- The recommendation on indication, type of needle, type of product, layers, and number of volumes injected, are based on experts recommendation and consensus.
- Definisse™ touch filler + lidocaine, Definisse™ restore filler + lidocaine, and Definisse™ core filler + lidocaine have 27G needle inside the box

# EXPERT TECHNIQUES

Indications	Guidelines	Product	Layers	Device	Volume
EYEBROW		<p>Definisse™ touch filler* + Lidocaine</p> <p>OR</p> <p>Definisse™ restore filler* + Lidocaine</p>		Supra- periosteal	0.1-0.3 ml per area of injection
<div> <div></div> Safer           <div></div> Complex           <div></div> Risk         </div>					


\* According to patients facial anatomy, product choice is up to the physicians

## Acknowledgements:

- The training program was developed by Global Advisory Board with years of experiences in aesthetic medicine treatment (Doctors’ Expert Forum in Frankfurt, 2019).
- The recommendation on indication, type of needle, type of product, layers, and number of volumes injected, are based on experts recommendation and consensus.
- Definisse™ touch filler + lidocaine, Definisse™ restore filler + lidocaine, and Definisse™ core filler + lidocaine have 27G needle inside the box



## EXPERT TECHNIQUES

Indications	Guidelines	Product	Layers	Device	Volume
<b>UPPER ORBITAL RIM and EYELID</b>		<b>Definisse™ restore filler*</b> + Lidocaine	<b>OR</b>	Supra-periosteal (ROOF)	0.1-0.2 ml per side of injection
		<b>Definisse™ touch filler*</b> + Lidocaine			


- Safer
- Complex
- Risk

\* According to patients facial anatomy, product choice is up to the physicians

### Acknowledgements:

- The training program was developed by Global Advisory Board with years of experiences in aesthetic medicine treatment (Doctors' Expert Forum in Frankfurt, 2019).
- The recommendation on indication, type of needle, type of product, layers, and number of volumes injected, are based on experts recommendation and consensus.
- Definisse™ touch filler + lidocaine, Definisse™ restore filler + lidocaine, and Definisse™ core filler + lidocaine have 27G needle inside the box

# EXPERT TECHNIQUES


Indications	Guidelines	Product	Layers	Device	Volume
<p><b>TEAR TROUGH</b></p> <p> <span>●</span> Safer  <span>●</span> Complex  <span>●</span> Risk         </p>		<p><b>Definisse™ touch filler*</b> + Lidocaine</p> <p><b>OR</b></p> <p><b>Definisse™ restore filler*</b> + Lidocaine</p>		<p>Supra- periosteal</p> <p>25G cannula</p>	<p>0.1-0.3 ml per side of injection</p>

\* According to patients facial anatomy, product choice is up to the physicians

## Acknowledgements:

- The training program was developed by Global Advisory Board with years of experiences in aesthetic medicine treatment (Doctors’ Expert Forum in Frankfurt, 2019).
- The recommendation on indication, type of needle, type of product, layers, and number of volumes injected, are based on experts recommendation and consensus.
- Definisse™ touch filler + lidocaine, Definisse™ restore filler + lidocaine, and Definisse™ core filler + lidocaine have 27G needle inside the box

## EXPERT TECHNIQUES

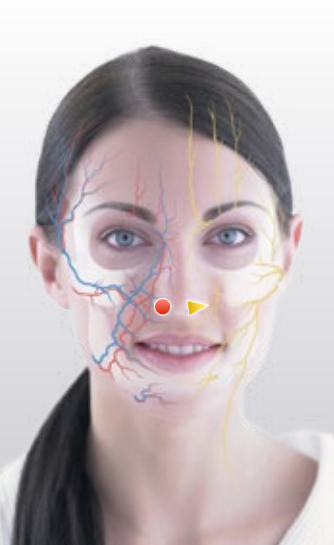
Indications	Guidelines	Product	Layers	Device	Volume
<p><b>PRE-AURICULAR AREA</b></p>  <p> <span style="color: teal;">●</span> Safer  <span style="color: yellow;">●</span> Complex  <span style="color: red;">●</span> Risk         </p>		<p><b>Definisse™ restore filler* + Lidocaine</b></p>	Sub-cutaneous	25/23G cannula	0.3-1 ml per side of injection

\* According to patients facial anatomy, product choice is up to the physicians

### Acknowledgements:

- The training program was developed by Global Advisory Board with years of experiences in aesthetic medicine treatment (Doctors' Expert Forum in Frankfurt, 2019).
- The recommendation on indication, type of needle, type of product, layers, and number of volumes injected, are based on experts recommendation and consensus.
- Definisse™ touch filler + lidocaine, Definisse™ restore filler + lidocaine, and Definisse™ core filler + lidocaine have 27G needle inside the box

## EXPERT TECHNIQUES


Indications	Guidelines	Product	Layers	Device	Volume
<b>DEEP PYRIFORM SPACE</b> (nasolabial angle)		<b>Definisse™ core filler*</b> + Lidocaine	Supra-periosteal	27G needle (perpendicular)	0.2-0.3 ml per point of injection (bolus, single shot)
		<b>Definisse™ restore filler*</b> + Lidocaine <b>OR</b> <b>Definisse™ core filler*</b> + Lidocaine <b>Definisse™ restore filler*</b> + Lidocaine	Supra-periosteal	25G cannula	0.2-0.3 ml per area of injection

\* According to patients facial anatomy, product choice is up to the physicians

### Acknowledgements:

- The training program was developed by Global Advisory Board with years of experiences in aesthetic medicine treatment (Doctors' Expert Forum in Frankfurt, 2019).
- The recommendation on indication, type of needle, type of product, layers, and number of volumes injected, are based on experts recommendation and consensus.
- Definisse™ touch filler + lidocaine, Definisse™ restore filler + lidocaine, and Definisse™ core filler + lidocaine have 27G needle inside the box

## EXPERT TECHNIQUES

Indications	Guidelines	Product	Layers	Device	Volume
<b>JAWLINE</b>		<b>Definisse™ core filler*</b> + Lidocaine	Supra-perio- steal (only prejowl and gonion)	25G needle	0.2-0.5 ml per point of injection (bolus)
			Sub- cutaneous	25G cannula	0.5-2 ml per side of injection
		<b>OR</b> <b>Definisse™ restore filler*</b> + Lidocaine	Sub- cutaneous	25G cannula	0.5-2 ml per side of injection

\* According to patients facial anatomy, product choice is up to the physicians

### Acknowledgements:

- The training program was developed by Global Advisory Board with years of experiences in aesthetic medicine treatment (Doctors' Expert Forum in Frankfurt, 2019).
- The recommendation on indication, type of needle, type of product, layers, and number of volumes injected, are based on experts recommendation and consensus.
- Definisse™ touch filler + lidocaine, Definisse™ restore filler + lidocaine, and Definisse™ core filler + lidocaine have 27G needle inside the box

---

**VERY IMPORTANT**

---

**THE TREATMENT PLAN HAS TO BE ADAPTED TO THE INDIVIDUAL  
ANATOMY, FACE MORPHOLOGY, AND NEEDS OF THE PATIENT**



**RELIFE.  
MY SKIN SAYS  
HOW I FEEL.**



A. MENARINI  
FARMACEUTICA  
INTERNAZIONALE SRL

A. MENARINI FARMACEUTICA INTERNAZIONALE SRL  
Menarini House, Mercury Park, Wycombe Lane,  
Wooburn Green, Buckinghamshire, HP10 0HH

Incorporated in Italy with Limited Liability

Branch registered in England  
No: BR016024

Tel: 01628 856400

For general enquiries contact: [info@relifecompany.co.uk](mailto:info@relifecompany.co.uk)

**Adverse events should be reported.**

Reporting forms and information can be found at [www.mhra.gov.uk/yellowcard](http://www.mhra.gov.uk/yellowcard) or search for MHRA Yellow Card in the Google Play or App Store. Adverse events should also be reported to A. Menarini Farmaceutica Internazionale SRL.  
Phone no. 0800 0851497 or email: [medinformation@relifecompany.co.uk](mailto:medinformation@relifecompany.co.uk)