



Definisse™ Hydrobooster

RE*boost techniques*

RELIFE
MENARINI group



SUPERFICIAL INJECTION TECHNIQUES^{1,2}



LINEAR THREADING TECHNIQUE:

The full length of the needle is inserted into the middle of the wrinkle or fold to create a channel. The product is usually injected while the needle is slowly pushed forward, so that “threads” are deposited along the length of the wrinkle or fold. One can inject while advancing the needle, which may push blood vessels out of the way, or one can utilize a retrograde injection technique, inserting product while withdrawing the needle from the tissue.

Which approach to use is largely the preference of the surgeon.¹



SERIAL PUNCTURE TECHNIQUE:

Multiple injections are made serially along the fine wrinkle or fold. The injection sites should be close together, so that the injected material merges into a smooth, continuous line that ultimately lifts the wrinkle or fold. It is helpful to pull the skin slightly away and out from the injection area while injecting. No spaces should remain between the serially injected material. If some minimal gaps are present, postinjection molding and massage can be used to blend the material into a smooth layer.¹



CROSS-HATCHING TECHNIQUE:

The needle is inserted in a fashion similar to that used in the linear threading technique, but before beginning the procedure, the cross-hatching lines should be carefully demarcated. A series of linear threading injections is made in the treatment region. The pattern of lines should be evenly spaced in a progressive grid so that the contour is evenly filled and shaped. This technique is used when a relatively large area requires correction (i.e., facial contours) to maximize filler coverage of the treatment area.¹



NAPPAGE TECHNIQUE:

In French “Nappage” stands for “covering”. Superficial (2 mm deep) injections are performed, covering a large area. Injections are given at a 45 degree angle from the skin while applying light, constant positive pressure on the plunger. At each site, a drop of solution is introduced.²



FANNING TECHNIQUE:

The needle is inserted in a fashion similar to that used in the linear threading technique, but immediately before the needle is withdrawn, its direction is changed and a new line is injected (without withdrawing the needle tip from the skin). The fanning pattern of lines should be evenly spaced in a progressive clockwise or counterclockwise direction, so that the contour is evenly filled and shaped.¹



CRISS-CROSS TECHNIQUE:

This technique is used when a relatively large area requires correction. A succession of parallel lines mirrored, with an angle of 35 degrees, as described on the image, using linear retrograde injection.*



FISH BONE TECHNIQUE:

In this technique serial parallel linear retrograde injections are made crossing in 90 degrees the length of the wrinkle where small aliquots of product are deposited imitating a fish bone pattern as described on the image. This technique is generally used to treat vertical wrinkles along the lower cheek area.*


**These techniques are validated by a Global Advisory Board with years of experiences in aesthetic medicine treatments.
(Doctors' Expert Forum in Frankfurt, 2019)*

Definisse™ hydrobooster



MEP TECHNIQUE

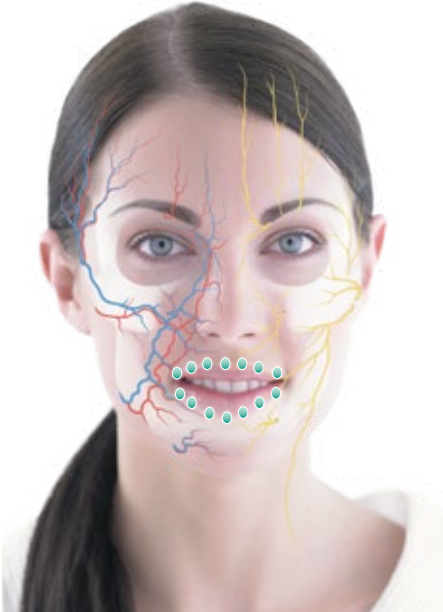
MESOTHERAPY EYES PREJUVENATION

GUIDANCE	PRODUCT	INJECTION	DEVICE	VOLUME
	Definisse™ hydrobooster	Intradermal (bolus)	30G ½" needle (as provided) May also use 32G/33G meso-needle	0.02-0.03 ml per point of injection

Acknowledgements:
the recommendation on indication, type of needle, type of product, layers, and number of volumes injected, are based on Global Advisory Board with years of experiences in aesthetic medicine treatment (Doctors' Expert Forum in Frankfurt, 2019). Definisse™ hydrobooster has two 30G ½" needles inside the box.

MLP TECHNIQUE

MESOTHERAPY LIPS PREJUVENATION

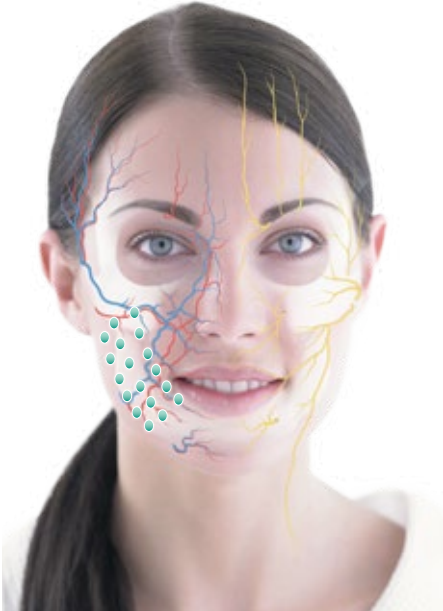
GUIDANCE	PRODUCT	INJECTION	DEVICE	VOLUME
	Definisse™ hydrobooster	Intradermal (bolus)	30G ½" needle (as provided)	0.01-0.02 ml per point of injection
			May also use 32G/33G meso-needle	

Acknowledgements:

the recommendation on indication, type of needle, type of product, layers, and number of volumes injected, are based on Global Advisory Board with years of experiences in aesthetic medicine treatment (Doctors' Expert Forum in Frankfurt, 2019). Definisse™ hydrobooster has two 30G ½" needles inside the box.

MJP TECHNIQUE

MESOTHERAPY JAWLINE PREJUVENATION


GUIDANCE	PRODUCT	INJECTION	DEVICE	VOLUME
	Definisse™ hydrobooster	Intradermal <ul style="list-style-type: none"> • Bolus • Criss-cross • Fish bone technique with linear retrograde injection 	30G ½" needle (as provided) May also use 32G/33G meso-needle	0.01-0.02 ml per point of injection

Acknowledgements:

the recommendation on indication, type of needle, type of product, layers, and number of volumes injected, are based on Global Advisory Board with years of experiences in aesthetic medicine treatment (Doctors' Expert Forum in Frankfurt, 2019). Definisse™ hydrobooster has two 30G ½" needles inside the box.

MCFP TECHNIQUE

MESOTHERAPY CROW'S FEET PREJUVENATION


GUIDANCE	PRODUCT	INJECTION	DEVICE	VOLUME
	Definisse™ hydrobooster	Intradermal (bolus or linear retrograde)	30G ½" needle (as provided) May also use 32G/33G meso-needle	0.01-0.02 ml per point of injection

Acknowledgements:

the recommendation on indication, type of needle, type of product, layers, and number of volumes injected, are based on Global Advisory Board with years of experiences in aesthetic medicine treatment (Doctors' Expert Forum in Frankfurt, 2019). Definisse™ hydrobooster has two 30G ½" needles inside the box.

MCP TECHNIQUE

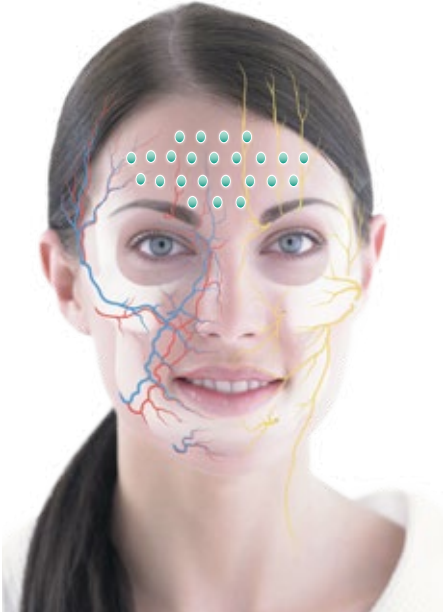
MESOTHERAPY CHEEK PREJUVENATION

GUIDANCE	PRODUCT	INJECTION	DEVICE	VOLUME
	Definisse™ hydrobooster	Intradermal (bolus)	30G ½" needle (as provided) May also use 32G/33G meso-needle	0.01-0.02 ml per point of injection

Acknowledgements:
the recommendation on indication, type of needle, type of product, layers, and number of volumes injected, are based on Global Advisory Board with years of experiences in aesthetic medicine treatment (Doctors' Expert Forum in Frankfurt, 2019). Definisse™ hydrobooster has two 30G ½" needles inside the box.

MFP TECHNIQUE

MESOTHERAPY FOREHEAD PREJUVENATION

GUIDANCE	PRODUCT	INJECTION	DEVICE	VOLUME
	Definisse™ hydrobooster	Intradermal (bolus)	30G ½" needle (as provided) May also use 32G/33G meso-needle	0.01-0.02 ml per point of injection

Acknowledgements:

the recommendation on indication, type of needle, type of product, layers, and number of volumes injected, are based on Global Advisory Board with years of experiences in aesthetic medicine treatment (Doctors' Expert Forum in Frankfurt, 2019). Definisse™ hydrobooster has two 30G ½" needles inside the box.

PROTOCOL SUGGESTION

Based on experts, clinical experiences:

- Minimal 2-3 sessions is recommended to obtain visible clinical outcome
- It is suggested the use of topical anaesthetic pre-procedure for patients' comfort

Combined with other aesthetic modalities shall deliver higher patients' satisfaction:

- Botulinum toxin on the periocular area to enhance the results of both treatments
- Skin resurfacing system (i.e. Definisse™ Peel Program) to improve skin quality
- HA cross-linked filler (i.e. Definisse™ Fillers) for contouring and balance facial volume
- Absorbable threads (i.e. Definisse™ Threads) for facial and soft tissue reshaping

SIMPLIFIED PROTOCOL: 3 TIMES WITH 3 WEEKS INTERVAL THEN AS NEEDED



References:

1. Rod J. Rohrich, M.D., Ashkan Ghavami, M.D., Melissa A. Crosby, M.D.; *The Role of Hyaluronic Acid Fillers (Restylane) in Facial Cosmetic Surgery: Review and Technical Considerations - Plastic and Reconstructive Surgery - November Supplement 2007: 41S-54S.*
2. Sivagnanam G. *Mesotherapy - The french connection. J Pharmacol Pharmacother. 2010;1(1):4-8.*



**A. MENARINI
FARMACEUTICA
INTERNAZIONALE SRL**

A. MENARINI FARMACEUTICA INTERNAZIONALE SRL

Menarini House, Mercury Park, Wycombe Lane,
Wooburn Green, Buckinghamshire, HP10 0HH

Incorporated in Italy with Limited Liability

Branch registered in England

No: BR016024

Tel: 01628 856400

Adverse events should be reported.

Reporting forms and information can be found at www.mhra.gov.uk/yellowcard or search for MHRA Yellow Card in the Google Play or App Store. Adverse events should also be reported to A. Menarini Farmaceutica Internazionale SRL.
Phone no. 0800 0851497 or email: medinformation@relifecompany.co.uk